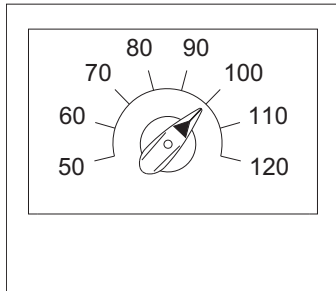


In the illustrations, there are three common switches found on just about all CNC milling and turning systems, as part of the *Operator Panel*. Identify each switch as to its function and describe its purpose.



1. Name the switch illustrated on the left:

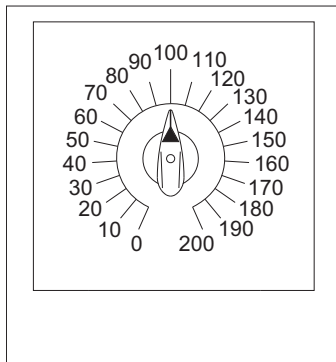
---

2. Describe its purpose:

---



---



1. Name the switch illustrated on the left:

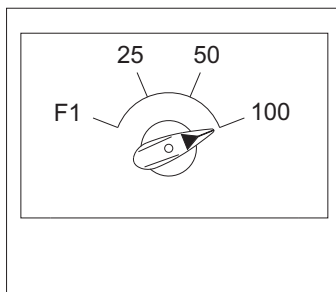
---

2. Describe its purpose:

---



---



1. Name the switch illustrated on the left:

---

2. Describe its purpose:

---



---